







| | | |
|----------------------|---|---|
| | PERFECT FIT™ RESPIRATORY EFFORT BELTS, REUSABLE - ADULT - SUM | |
| 18-14201-0602 | Perfect Fit™ SUM Adult Effort Belt Kit: 2 sensors, 2 straps (45"), Sum EFM |  |
| 11-94201-0601 | Perfect Fit™ Adult Effort Belt, Chest Sensor & 45" Strap | |
| 11-94202-0601 | Perfect Fit™ Adult Effort Belt, Abdomen Sensor & 45" Strap | |
| 11-42100-0601 | Perfect Fit™ Adult Effort Belt Sensor, Chest | |
| 11-42200-0601 | Perfect Fit™ Adult Effort Belt Sensor, Abdomen | |
| 11-42900-0602 | Perfect Fit™ Adult Effort Belt Sensors, (1-Chest, 1-Abdomen) | |
| 11-43100-3002 | Perfect Fit™ Effort Belt Strap, Medium, 30", 2 Pack | |
| 11-43100-4502 | Perfect Fit™ Effort Belt Strap, Large, 45", 2 Pack | |
| 11-43100-6002 | Perfect Fit™ Effort Belt Strap, XL, 60", 2 Pack | |
| 11-43100-7502 | Perfect Fit™ Effort Belt Strap, XXL, 75", 2 Pack | |
| 12-41113-0001 | Perfect Fit™ Interface Cable, SUM | |
| | PERFECT FIT™ RESPIRATORY EFFORT BELTS, REUSABLE - PEDIATRIC - SUM | |
| 18-12201-0302 | Perfect Fit™ Pediatric Effort Belt Kit: 2 sensors, 2 ea-15",25",35" Straps, Sum EFM |  |
| 11-22100-0301 | Perfect Fit™ Pediatric Effort Belt Sensor, Chest | |
| 11-22200-0301 | Perfect Fit™ Pediatric Effort Belt Sensor, Abdomen | |
| 11-22900-0302 | Perfect Fit™ Pediatric Effort Belt Sensors, (1-Chest, 1-Abdomen) | |
| 11-23100-1502 | Perfect Fit™ Effort Belt Strap, Infant, 15", 2 Pack | |
| 11-23100-2502 | Perfect Fit™ Effort Belt Strap, Pediatric, 25", 2 Pack | |
| 11-23100-3502 | Perfect Fit™ Effort Belt Strap, Pediatric XL, 35", 2 Pack | |
| 12-41113-0301 | Perfect Fit™ Interface Cable, SUM, Pediatric | |
| | PERFECT FIT™ II RESPIRATORY EFFORT BELTS, REUSABLE - ADULT | |
| 18-14210-0602 | Perfect Fit™ II Adult Effort Belt Kit: 2 Sensors, 2- ea 45" & 60" Straps |  |
| 11-94210-0602 | Perfect Fit™ II Adult Effort Belt, Chest Sensor & 45" Strap | |
| 11-94220-0602 | Perfect Fit™ II Adult Effort Belt, Abdomen Sensor & 45" Strap | |
| 11-42300-0601 | Perfect Fit™ II Adult Effort Belt Sensor, Chest | |
| 11-42400-0601 | Perfect Fit™ II Adult Effort Belt Sensor, Abdomen | |
| 11-43300-4502 | Perfect Fit™ II Effort Belt Strap, Large, 45", 2 Pack | |
| 11-43300-6002 | Perfect Fit™ II Effort Belt Strap, XL, 60", 2 Pack | |
| 11-43300-7502 | Perfect Fit™ II Effort Belt Strap, XXL, 75", 2 Pack | |
| | PERFECT FIT™ II RESPIRATORY EFFORT BELTS, REUSABLE - PEDIATRIC | |
| 18-12210-0302 | Perfect Fit™ II Pediatric Effort Belt Kit: 2 Sensors, 2- ea 15", 25", 35" straps |  |
| 11-22300-0301 | Perfect Fit™ II Pediatric Effort Belt Sensor, Chest | |
| 11-22400-0301 | Perfect Fit™ II Pediatric Effort Belt Sensor, Abdomen | |
| 11-23300-1502 | Perfect Fit™ II Effort Belt Strap, Infant, 15", 2- Pack | |
| 11-23300-2502 | Perfect Fit™ II Effort Belt Strap, Pediatric, 25", 2 Pack | |
| 11-23300-3502 | Perfect Fit™ II Effort Belt Strap, Pediatric XL, 35", 2 Pack | |
| | PERFECT FIT™ 3D SYSTEM, Disposable | |
| 18-13200-0001 | Perfect Fit™ 3D REUSABLE-Disposable Kit includes: 2- Perfect Fit™3-D sensors, yard rolls of Effort Belt Strap, 1.5 mm -DIN |  |
| 11-45000-0001 | Perfect Fit™ 3D Effort Belt Sensor, Abdomen, 1.5 mm - DIN | |
| 11-45000-0002 | Perfect Fit™ 3D Effort Belt Sensor, Chest, 1.5 mm - DIN | |
| 11-45007-0001 | Perfect Fit™ 3D Effort Belt Sensor, Abdomen, SUM | |
| 11-45007-0002 | Perfect Fit™ 3D Effort Belt Sensor, Chest, SUM | |
| 11-14001-5001 | Perfect Fit™ 3D Button Hole Effort Belt Strap, 50 yard roll (20 studies) | |
| 11-14001-2501 | Perfect Fit™ 3D Button Hole Effort Belt Strap, 250 yard (Five 50 yard rolls) (100 studies) | |
| | SnuggleFit™ Infant Effort Belt |  |
| 18-13300-0001 | SnuggleFit™ Infant Effort Belt - Universal | |
| 10-16000-0301 | SnuggleFit™ Infant Effort Belt | |
| 11-14002-5001 | SnuggleFit™ Button Hole Effort Belt Strap, 50yd roll (45 Studies) | |
| 11-14002-2501 | SnuggleFit™ Button Hole Effort Belt Strap, 250yd roll (225 Studies) | |
| 86-30100-0001 | SnuggleFit™ Animal Sticker Roll (100ct) | |

| | |
|---------------|---|
| 11-15000-0010 | SnuggleFit™ Comfort Wrap (10pk) |
| 11-15000-0050 | SnuggleFit™ Comfort Wrap (50pk) |
| 11-15000-0100 | SnuggleFit™ Comfort Wrap (100pk) |
| | |
| | SnuggleFit™ Interface Kit |
| 18-01810-0001 | SnuggleFit™ Effort Interface Kit |
| 12-10151-0001 | SnuggleFit™ Interface Cable, Abdomen |
| 12-10152-0001 | SnuggleFit™ Interface Cable, Chest |
| 12-41115-0001 | SnuggleFit™ Interface Cable, SUM |
| | |
| | FastTrack SYSTEM, Disposable |
| 11-44000-3002 | FastTrack Effort Pack, Pediatric |
| 11-44000-3020 | FastTrack Effort Pack, Pediatric, 20 Pack Box |
| 11-44000-3040 | FastTrack Effort Pack, Pediatric, 40 Pack Box |
| 11-44000-7502 | FastTrack Effort Pack, Adult |
| 11-44000-7520 | FastTrack Effort Pack, Adult, 20 Pack Box |
| 11-44000-7540 | FastTrack Effort Pack, Adult, 40 Pack Box |
| | |
| | FastTrack Starter Kit, Disposable |
| 18-01020-0301 | FastTrack Starter Kit, Pediatric, Universal |
| 18-01020-0601 | FastTrack Starter Kit, Adult, Universal |
| | |
| | FastTrack Interface Kit |
| 18-01800-0001 | FastTrack Effort Interface Kit, Universal |
| 12-10151-0001 | FastTrack Interface Cable, Abdomen |
| 12-10152-0001 | FastTrack Interface Cable, Chest |
| 12-41114-0001 | FastTrack Interface Cable, SUM |
| | |
| | ELECTRODES |
| 13-30000-0050 | Chin Electrode Patch, 50 Pack |
| 13-40000-0050 | Dual Snap EMG Electrode, 50 Pack |
| 13-41000-0050 | Disposable Wired Dual EMG Electrode, 120in, 50 Pack |
| 13-41001-0050 | Disposable Wired Dual EMG Electrode, 60in, 50 Pack |
| | |
| 13-14000-6020 | Dual Snap Lead Wire, 60", 20 Pack |
| 13-14000-1020 | Dual Snap Lead Wire, 100", 20 Pack |
| 13-14000-1220 | Dual Snap Lead Wire, 120", 20 Pack |

