
















ALICE 6 PSG

SYSTEM COMPATABILITY CHART

SKU #	Product Description	
	AIRFLOW SENSORS, DISPOSABLE	
10-10000-0010	Airflow Sensor, Disposable, Neonatal, 10 Pk	
10-10000-0050	Airflow Sensor, Disposable, Neonatal, 50 Pk	
10-10000-0210	Airflow Sensor, Disposable, Infant, 10 Pk	
10-10000-0250	Airflow Sensor, Disposable, Infant, 50 Pk	
10-10000-0310	Airflow Sensor, Disposable, Pediatric, 10 Pk	
10-10000-0350	Airflow Sensor, Disposable, Pediatric, 50 Pk	
10-10000-0410	Airflow Sensor, Disposable, Small, 10 Pk	
10-10000-0450	Airflow Sensor, Disposable, Small, 50 Pk	
10-10000-0510	Airflow Sensor, Disposable, Medium, 10 Pk	
10-10000-0550	Airflow Sensor, Disposable, Medium, 50 Pk	
10-10000-0610	Airflow Sensor, Disposable, Large, 10 Pk	
10-10000-0650	Airflow Sensor, Disposable, Large, 50 Pk	
	AIRFLOW SENSORS, REUSABLE	
10-14000-0201	TriplePlay, Reusable Sensor - Infant	
10-14000-0301	TriplePlay, Reusable Sensor - Pediatric	
10-14000-0401	TriplePlay, Reusable Sensor - Small	
10-14000-0501	TriplePlay, Reusable Sensor - Medium	
	AIRFLOW INTERFACE CABLE	
	FM1 (Apnea, Hypopnea)	
12-10017-0001	FM1 - Alice 6	
	FM2 (Apnea, Hypopnea, UARS)	
12-40208-0001	FM2 - Alice 6	
	FM3 (Apnea, Hypopnea, UARS, Snore)	
12-40206-0001	FM3 - Alice 6	
	iFM (Infant Filtration Module)	
12-40323-0001	iFM - Alice 6	
	ACCUSNORE™ SENSORS, DISPOSABLE	
10-21001-0610	AccuSnore™ Sensor, Disposable, Large, 10 Pk	
10-21001-0650	AccuSnore™ Sensor, Disposable, Large, 50 Pk	
	ACCUSNORE™ INTERFACE CABLE	
12-20004-0001	AccuSnore™ Reusable Interface Cable	
	PERFECT FIT™ II R/S RIP SIGNAL SYSTEM, Reusable - Adult	
18-14216-0602	Perfect Fit™ II R/S Adult Kit includes: 2- Perfect Fit™ II R/S sensors, 2-45" Effort Belt Straps, 2-60" Effort Belt Straps, and 2- R/S Interface Cables, Alice 6	
11-42406-0601	Perfect Fit™ II R/S Adult Effort Belt Sensor, Abdomen	
11-42306-0601	Perfect Fit™ II R/S Adult Effort Belt Sensor, Chest	
12-42006-0001	Perfect Fit™ II R/S Interface Module Cable, Abdomen, Alice 6	
12-42007-0001	Perfect Fit™ II R/S Interface Module Cable, Chest, Alice 6	
11-43300-4502	Perfect Fit™ II Effort Belt Strap, Large, 45", 2 Pack	
11-43300-6002	Perfect Fit™ II Effort Belt Strap, XL, 60", 2 Pack	
11-43300-7502	Perfect Fit™ II Effort Belt Strap, XXL, 75", 2 Pack	

	PERFECT FIT™ II R/S RIP SIGNAL SYSTEM, Reusable - Pediatric	
18-12216-0302	Perfect Fit™ II R/S Pediatric Kit includes: 2- Perfect Fit™II R/S sensors, 2-15" Effort Belt Strap, 2-25" Effort Belt Strap, and 2-35" Effort Belt Strap and 2- R/S Interface Cable, Alice 6	
12-42006-0001	Perfect Fit™ II R/S Interface Module Cable, Abdomen, Alice 6	
12-42007-0001	Perfect Fit™ II R/S Interface Module Cable, Chest, Alice 6	
11-23300-1502	Perfect Fit™ II Effort Belt Strap, Infant, 15", 2- Pack	
11-23300-2502	Perfect Fit™ II Effort Belt Strap, Pediatric, 25", 2 Pack	
11-23300-3502	Perfect Fit™ II Effort Belt Strap, Pediatric XL, 35", 2 Pack	
	PERFECT FIT™ 3D SYSTEM, Disposable	
18-13204-0001	Perfect Fit™ 3D REUSABLE-Disposable Kit includes: 2- Perfect Fit™3D sensors, yard rolls of Effort Belt Strap, Alice 6	
11-45004-0001	Perfect Fit™ 3D Effort Belt Sensor, Abdomen, Alice 6	
11-45004-0002	Perfect Fit™ 3D Effort Belt Sensor, Chest, Alice 6	
11-14001-5001	Perfect Fit™ 3D Button Hole Effort Belt Strap, 50 yard roll (20 studies)	
11-14001-2501	Perfect Fit™ 3D Button Hole Effort Belt Strap, 250 yard (Five 50 yard rolls) (100 studies)	
	SnuggleFit™ Infant Effort Belt	
18-13304-0001	SnuggleFit™ Infant Effort Belt - Alice 6	
10-16000-0301	SnuggleFit™ Infant Effort Belt	
11-14002-5001	SnuggleFit™ Button Hole Effort Belt Strap, 50yd roll (45 Studies)	
11-14002-2501	SnuggleFit™ Button Hole Effort Belt Strap, 250yd roll (225 Studies)	
86-30100-0001	SnuggleFit™ Animal Sticker Roll (100ct)	
11-15000-0010	SnuggleFit™ Comfort Wrap (10pk)	
11-15000-0050	SnuggleFit™ Comfort Wrap (50pk)	
11-15000-0100	SnuggleFit™ Comfort Wrap (100pk)	
	SnuggleFit™ Interface Kit	
18-01814-0001	SnuggleFit™ Effort Interface Kit	
12-42026-0001	SnuggleFit™ Interface Cable, Abdomen Alice 6	
12-42027-0001	SnuggleFit™ Interface Cable, Chest Alice 6	
	FastTrack SYSTEM, Disposable	
11-44000-3002	FastTrack Effort Pack, Pediatric	
11-44000-3020	FastTrack Effort Pack, Pediatric, 20 Pack Box	
11-44000-3040	FastTrack Effort Pack, Pediatric, 40 Pack Box	
11-44000-7502	FastTrack Effort Pack, Adult	
11-44000-7520	FastTrack Effort Pack, Adult, 20 Pack Box	
11-44000-7540	FastTrack Effort Pack, Adult, 40 Pack Box	
	FastTrack Starter Kit, Disposable	
18-01024-0301	FastTrack Starter Kit, Pediatric, Alice 6	
18-01024-0601	FastTrack Starter Kit, Adult, Alice 6	
	FastTrack Interface Kit	
18-01804-0001	FastTrack Effort Interface Kit, Alice 6	
12-42016-0001	FastTrack Interface Cable, Abdomen, Alice 6	
12-42017-0001	FastTrack Interface Cable, Chest, Alice 6	
	ELECTRODES	
13-30000-0050	Chin Electrode Patch, 50 Pack	
13-40000-0050	Dual Snap EMG Electrode, 50 Pack	
13-41000-0050	Disposable Wired Dual EMG Electrode, 120in, 50 Pack	
13-41001-0050	Disposable Wired Dual EMG Electrode, 60in, 50 Pack	

13-14000-6020	Dual Snap Lead Wire, 60", 20 Pack
13-14000-1020	Dual Snap Lead Wire, 100", 20 Pack
13-14000-1220	Dual Snap Lead Wire, 120", 20 Pack